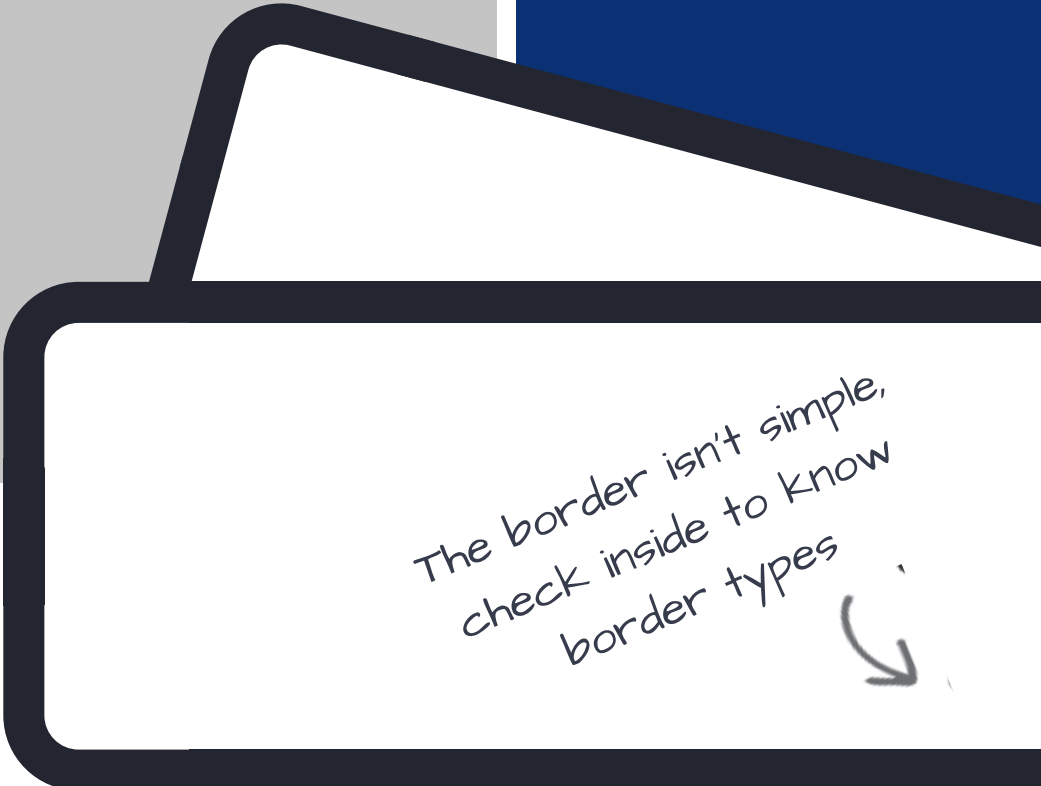



# 05

## *License Plate Maker 101: 05 Plate Border*



The border isn't simple,  
check inside to know  
border types



# What is plate border?

Before defining license plate borders, firstly we need to know that the license plate includes 2 types, that is 1-layer plate & 2-layer plate.

The 1-layer plate border is totally different from 2-layer plate border.

## Differences

### 1-layer plate border:

- Height: Up-embossed (higher than body part of plate) & Down-embossed (lower than body part of plate)
- Shape: close to semicircle;
- Need painting after embossing
- Width: 3mm- 4mm

### 2-layer plate border:

- Height: either Up-embossed or down-embossed is available
- Shape: close to flat
- No need painting after embossing
- Width: 5mm, 6mm, 7mm

## Similarity

The plate border is very important for both 2 license plate types, especially for 2-layer plate. It plays an crucial and necessary role in the plate embossing and painting process to balance strength on the plates.

P.S.

There is Flat Border Type in 1-layer & 2-layer plate embossed by electric embossing machine in some country as well. And embossed border is more encouraged.

- **Fast Link** -

[What is License Plate Type?](#)




# Plate Border (Up-embossed)

## 2-layer plate border



## 1-layer plate border



# Plate Border (Down-embossed)



*1-layer & 2-layer plate border*

# Plate Border (Flat)



*1-layer & 2-layer plate border*

# Reference

## - Relative machines for finishing blank plates

### a. Embossing Machine

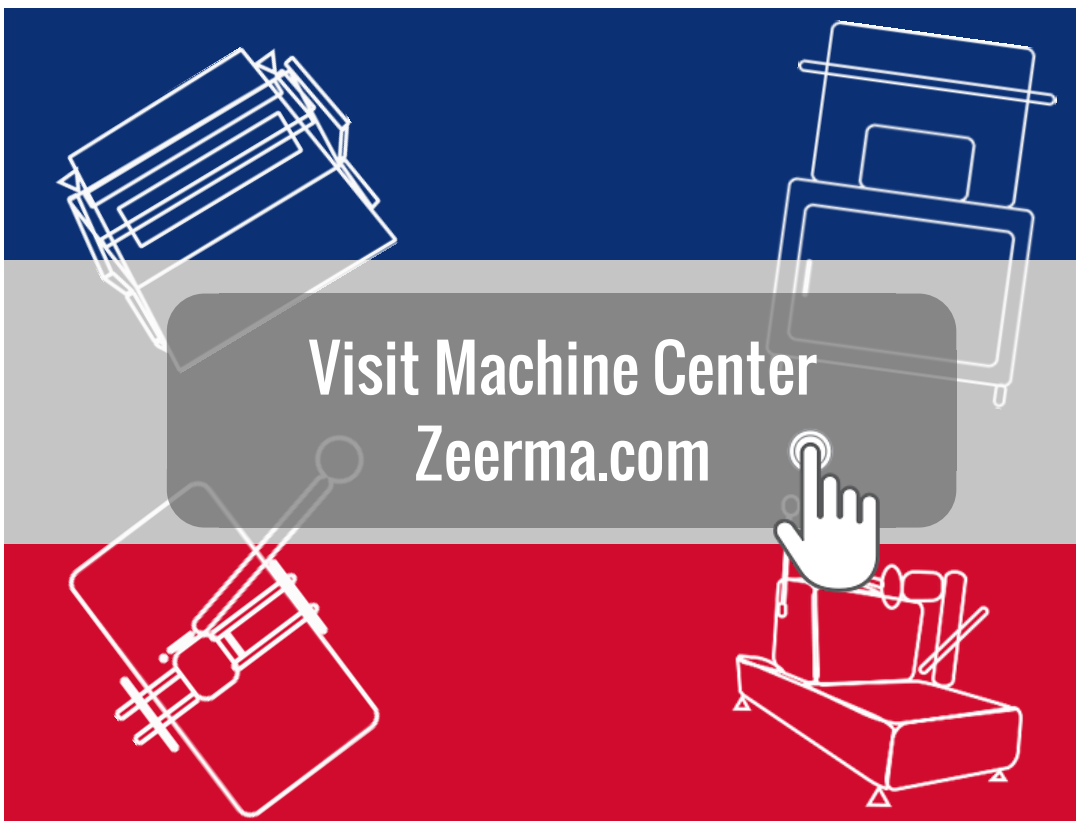
*Hydraulic press machine: Electric, semi-automatic embossing press.*

*Manual press machine: Emboss by hand / with man power.*

### b. Painting Machine

*Hot stamping machine: Electric, painting by hot stamping foil rolls.*

*Roller coating machine: Electric, painting by ink.*



# Contact Us



**FUWONG**  
*License Plate Maker*

No.666, Jingang Avenue,  
Jinhua, Zhejiang Province,  
China

PO Box: 321037

Email: support@fuwong.com

WhatsApp/Wechat/Mob:

+86 15067832202

[www.fuwong.com](http://www.fuwong.com)

  @FUWONGCOM

The banner features the title "License Plate Maker 101" in a bold, black, sans-serif font. Below the title are four icons: a red person silhouette, a yellow document with a red stamp, a grey lightbulb, and a teal line graph with four nodes. The entire banner is framed by a dark blue graphic consisting of two vertical curved lines and two horizontal bars crossing them.

## License Plate Maker 101

License Plate Maker 101 is built for providing answers and solutions to common questions from our customers, newsletter subscribers and comments on our social media etc based on our experience or research. It is aimed at supporting license plate makers to operate business more confidently and find idea or solution more easily.

**Get license plate maker 101:**

<http://www.fuwong.com/license-plate-maker-101>